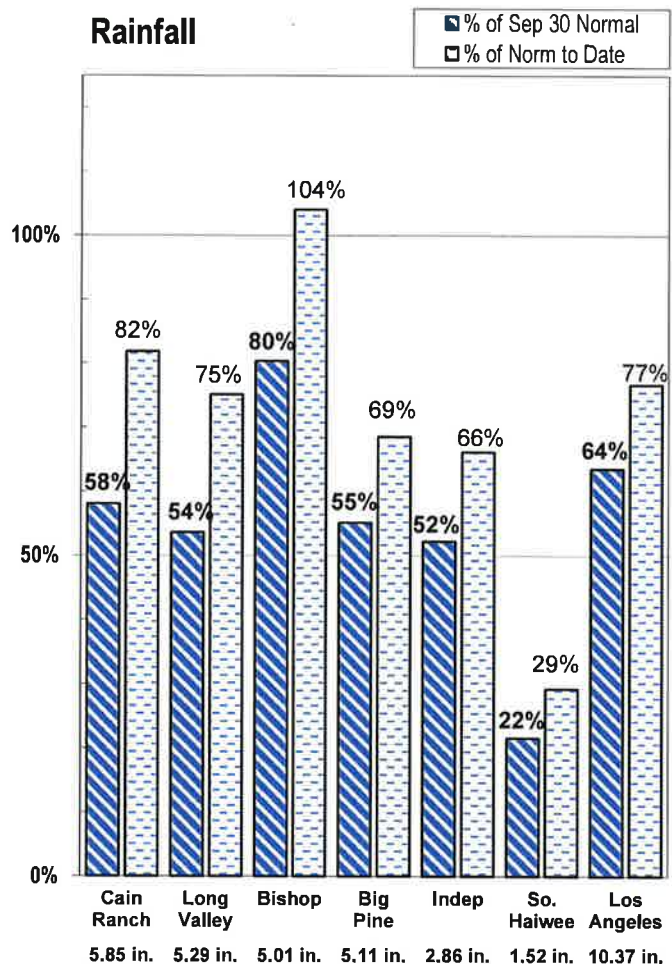
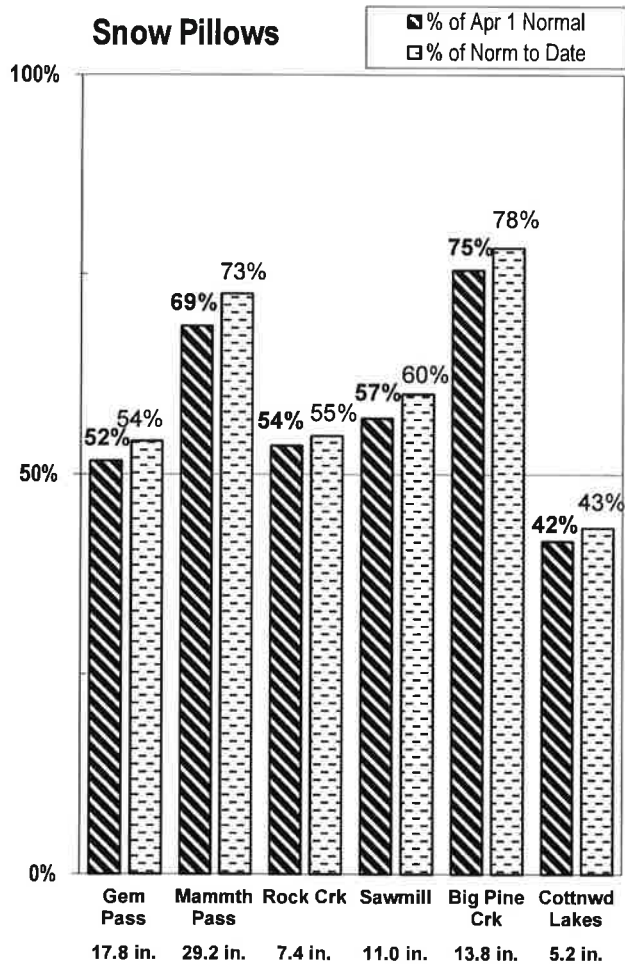
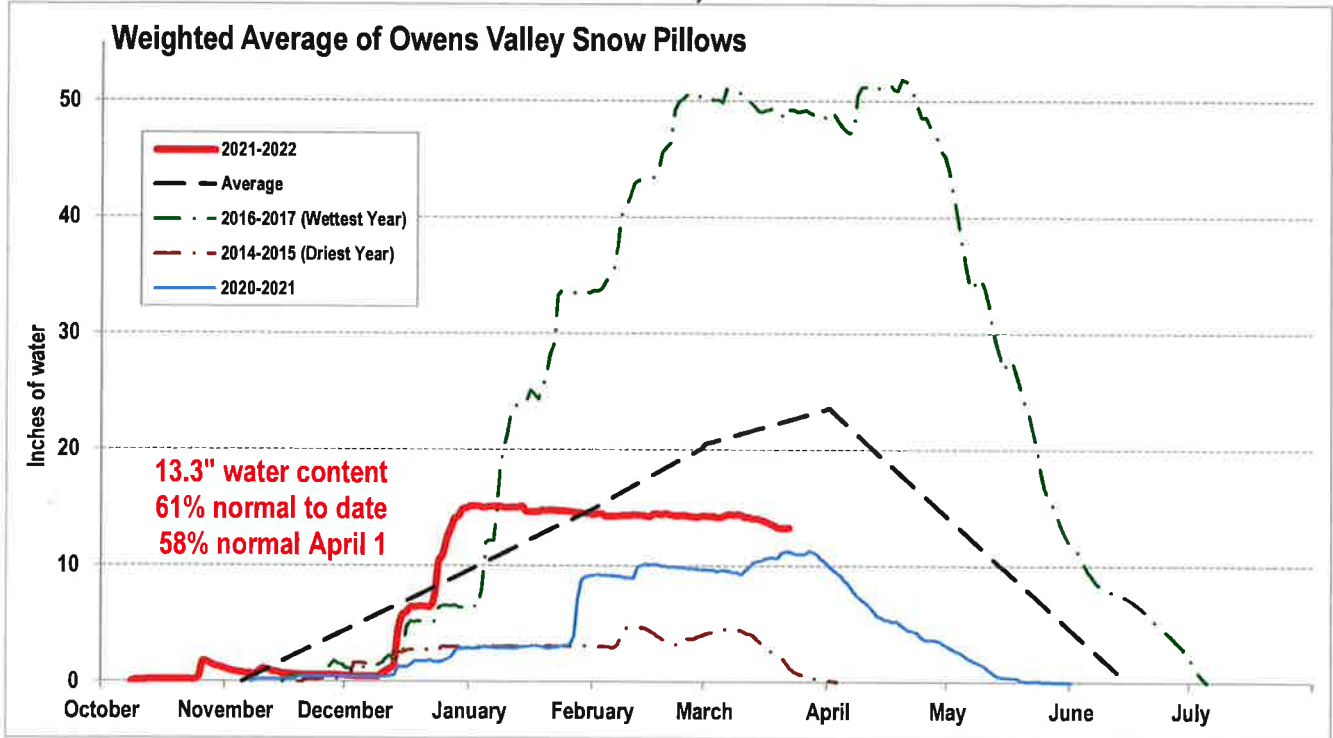


EASTERN SIERRA CURRENT PRECIPITATION CONDITIONS March 22, 2022



Measurement as Inches Water Content; Precipitation totals are cumulative for water year beginning Oct 1

**2021/2022 RUNOFF YEAR PUMPING TOTALS
(ACRE FEET)**

	BISHOP	LAWS	BIG PINE	TABOOSE- ABERDEEN	THIBAUT- SAWMILL	INDEPEN- OAK	SYMMES- SHEPHERD	BAIRS- GEORGES	LONE PINE	TOTAL
APR	1,406	1,208	941	829	813	818	84	105	125	6,329
MAY	1,583	1,413	855	459	838	844	165	90	135	6,382
JUN	1,534	1,308	954	562	806	834	130	101	143	6,372
JUL	1,526	1,208	936	1,665	676	821	122	106	147	7,207
AUG	1,460	1,167	856	507	626	841	167	39	167	5,830
SEP	1,366	868	1,543	442	626	765	163	0	154	5,927
OCT	81	619	1,606	458	637	204	287	0	45	3,937
NOV	304	477	1,613	444	757	148	183	0	25	3,951
DEC	441	433	2,047	460	817	131	188	0	17	4,534
JAN	439	262	1,977	478	837	151	180	0	16	4,340
FEB	394	5	1,685	398	666	311	178	0	21	3,658
MAR										0
TOTAL	10,534	8,968	15,013	6,702	8,099	5,868	1,847	441	995	58,467

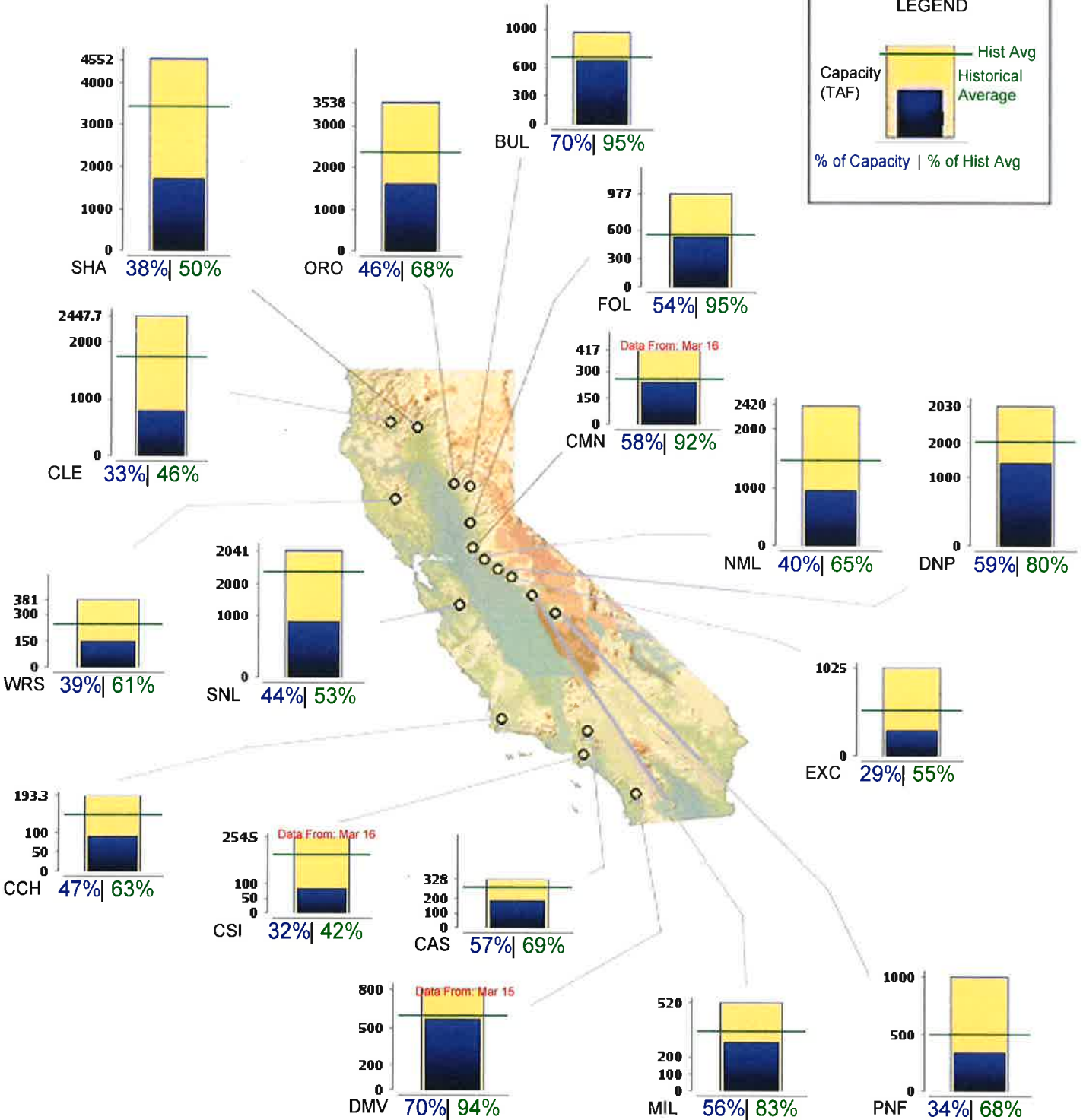

3/14/2022



CURRENT RESERVOIR CONDITIONS

CALIFORNIA MAJOR WATER SUPPLY RESERVOIRS CURRENT CONDITIONS

Midnight - March 17, 2022



Current Conditions

Owens Valley

- Snowpack at 60% of normal for Eastern Sierra
- Entering third year of drought, forecast likely to be ~60-70% of normal
- Last year runoff was 47% of normal, driest year on record

State of California/City of Los Angeles

- Reservoirs throughout the state are well below average levels
- City of Los Angeles will be under restricted allocation of water from State.
- Metropolitan Water District will be requiring increased conservation measures for cities supplied by State Water Project, which includes City of Los Angeles.