



You Are Here

Lone Pine Narrow Gauge Rd

Lone Pine










Sub Station Rd

HWY 395

HWY 136

Keeler Bridge

**Lone Pine**

-  Kiosk Locations
-  Fence Line
-  Highway
-  Paved Roads
-  Dirt Roads
-  Owens River
-  Cattle Guard
-  Walk-Through
-  Gate

0 0.1 0.2 0.4 Miles